



G3 Regular Grade

Paste Compound



Product Description

G3 Regular Grade Paste Compound is recommended for use on OEM and refinish paint systems.

This versatile product can be used by hand or machine. Use with a G Mop 6" Wet Use Compounding Foam (**GMC606**) for ease of use and low splatter.

Product Information

| Size | Code | Ctn Qty |
|------|----------------|---------|
| 250g | G3-250 | 24 |
| 400g | G3-400 | 12 |
| 1kg | G3-1000 | 12 |
| 3kg | G3-3000 | 4 |

Key Benefits

- | | |
|---------------------|---|
| • Reliable Cut | Removes P1500 or finer abrasive marks quickly and easily |
| • Permanent Finish | Contains no fillers so scratch marks will not reappear |
| • High Gloss System | Excellent gloss. Can be used with G3 Fine Finishing Compound for an enhanced gloss finish on dark colours |
| • Silicone Free | 100% paintshop safe |

Use With

Machine Application




G Mop 6" Wet Use
Compounding Foam
GMC606



G Mop Flexible Back
Plate for 6" Pads
GMB146 (14mm thread)
GMB586 (5/8" thread)
GMB166 (16mm thread)



Water Spray Bottle
WSB (600ml)



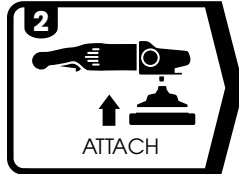
Farécla Finishing Cloth
FC-3 (3 x cloths)

How To Use


Machine Application



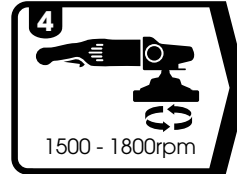
1 Soak a G Mop 6"
Wet Use
Compounding Foam



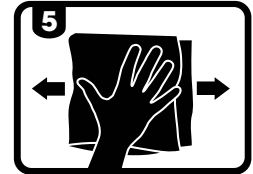
2 Attach pad to the
polishing machine,
spin off excess
water and knead



3 Knead tube or mix
compound well,
then apply to pad
or surface



4 Spread and
compound at
1500 - 1800rpm.
Apply more water
if necessary



5 Wipe clean with
Finishing Cloth

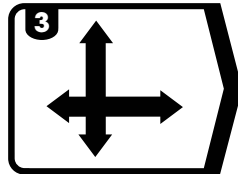
Hand Application



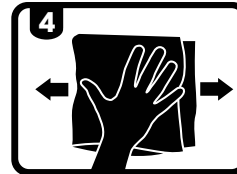
1 Soak and rinse out
a Finishing Cloth



2 Knead tube or mix
compound well,
then apply to cloth
or surface



3 Rub product on
the surface in a
back and forth
motion



4 Apply water if
necessary. Wipe
clean with Finishing
Cloth